

GD 470

Glass Break Detector for Laminated Glass, Glued, Relay output



Technical data

Maximum coverage	2 m radio (up to 8 mm + P8B)
Approvals	EN 50131-2-7-2 Grade 2 (EN-ST-000290), VdS 2332 Klasse B (G122508), SBSC 22-95 (Class 2)
Supply voltage	8 - 15 VDC (DAY), 6 VDC (NIGHT)
Current consumption	4 mA (4,5 mA alarm)
Alarm output	Relay
Alarm indication	LED
Alarm hold time	Latching
Alarm reset	Power down
Connection	Cable
Housing material	ABS Plastic
Colour	White
Operating temperature range	-40°C - +70°C
Housing protection class	IP 67
Dimensions (H x Ø) mm	11 x 26
Grade	2

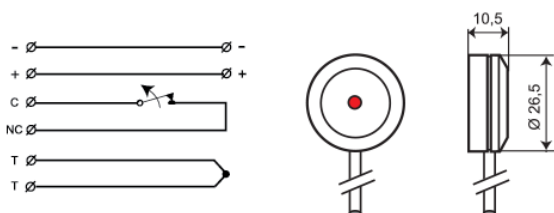


The passive glass break detector GD 470 is suitable for float, tempered, laminated & reinforced glass. The GD 470 is glued to the glass surface and will detect various attacks (including cutting tools) on the glass surface.

The GD 470 shares the design with GD 475 but has a relay built in for the alarm output. This enables the GD 470 to be connected directly to the central alarm unit, no intermediate interface unit is necessary. Even though the power supply leads are coloured red and black, the GD 470 is independent of the polarity, just as GD 475. Colour is to differentiate power leads from the white alarm output and sabotage leads.

Features


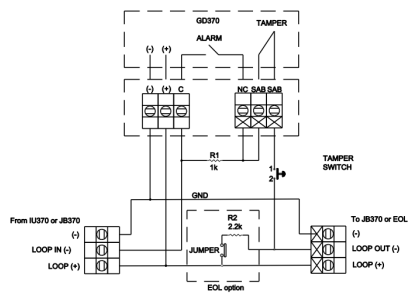

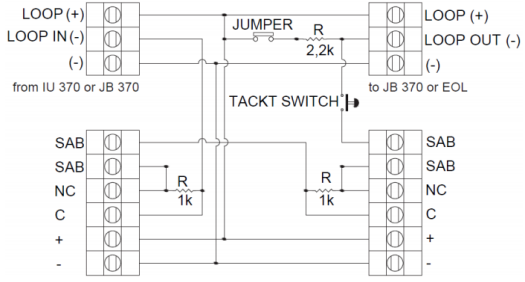

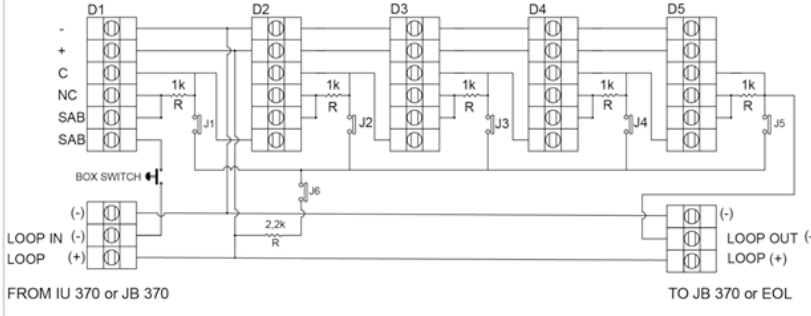


- Relay alarm output
- Polarity independent
- Detects attacks on all types of glass
- Detects crushing of glass
- Detects cutting through glass with tools
- Detection radius up to 2m
- High resistance to interference - rain, hail, foliage, doors shutting, etc
- No sensitivity adjustment required
- Suitable for 24 hour surveillance
- Low power consumption
- DAY/NIGHT LED control
- Embedded electronics with IP 67 rating



ORDERING INFORMATION

GD 470-6	Glass break detector for laminated glass with relay output, glued, 6 m cable
GD 470-10	Glass break detector for laminated glass with relay output, glued, 10 m cable

Related products and accessories

	<p>JB 370</p> <p>Junction Box for GD 370 and GD 470 Glass Break Detectors</p>	
	<p>JB 370-2</p> <p>Junction Box for GD 370 and GD 470 Glass Break Detectors</p>	
	<p>JB 370-5</p> <p>Junction Box for GD 370 Glass Break Detector</p>	
	<p>CG 100</p> <p>Cable Conduit</p>	
	<p>GDK 100</p> <p>Adhesive Kit</p>	

Related products and accessories**GVT 500**

Test unit for GD 300/GD 400 Glass Break Detectors.

**GVT 5000**

Test Unit for Glass Break and Vibration Detectors