

QUICK REFERENCE GUIDE



FELCO[®]

a Motorola Solutions Company

PELCO.COM

FIXED CAMERAS - QUICK REFERENCE GUIDE



FIXED INDOOR CAMERAS					
Model Name	SARIX® ENHANCED INDOOR DOME 3 SERIES	SARIX® ENHANCED OUTDOOR DOME 3 SERIES	SARIX® ENHANCED OUTDOOR IR BULLET 3 SERIES	SARIX® ENHANCED INDOOR BOX 3 SERIES	SARIX® CORNER CAMERA 3 SERIES
Part Number	IME238-1IRS (2.1 MP), IME338-1IRS (3.1 MP) IME332-1IRS (3.1 MP), IME539-1IRS (5.0 MP) IME839-1IRS (8.3 MP, 4K), IME832-1IRS (8.3 MP, 4K)	IME238-1ERS (2.1 MP), IME338-1ERS (3.1 MP) IME332-1ERS (3.1 MP), IME539-1ERS (5.0 MP) IME839-1ERS (8.3 MP, 4K), IME832-1ERS (8.3 MP, 4K)	IBE538-1ER, IBE838-1ER IBE832-1ER	1XE23 (2 MP), IXE33 (3 MP) IXE 53 (5 MP), IXE83 (8 MP)	IBD332-1, IBD332-1SS, IBD532-1, IBD532-1SS
Description	Indoor Camera with SureVision	Outdoor Camera with SureVision	Outdoor Camera with SureVision	Indoor Camera with SureVision	Vandal-Resistant- Anti-Ligature Security Camera
Max Resolution	1920 x 1080 (2 MP), 2048 x 1536 (3 MP) 2592 x 1944 (5 MP), 3840 x 2160 (8 MP)	1920 x 1080 (2.1 MP), 2048 x 1536 (3.1 MP) 2592 x 1944 (5.0 MP), 3840 x 2160 (8.3 MP, 4K)	1920 x 1080 (2.1 MP) 2048 x 1536 (3.1 MP)	1920 x 1080 (2 MP), 2048 x 1536 (3 MP) 2592 x 1944 (5 MP), 3840 x 2160 (8 MP)	2048 x 1536 (3 MP) 2592 x 1944 (5 MP)
Lens	2.8-8 / 4-9 mm, 8-20 / 9-20 mm	2.8-8 / 4-9 mm, 8-20 / 9-20 mm	2.8-8 mm, 4-9 mm, 8-20 mm, 9-20 mm	i-CS lenses available separately MI2.8-8.5P, MI3.9-10P, MI9-50P	2.3 mm
WDR	Up to 130 dB	Up to 130 dB	Up to 130 dB	Up to 130 dB	Up to 126 dB
IR Illumination	Up to 50 M	Up to 50 M	Yes	Not applicable	Up to 15 M
Image Stabilization	Yes	Yes	Yes	Yes	Not applicable
Video Analytics	Advanced Learning Analytics available. Enhanced Analytics included	Advanced Learning Analytics available. Enhanced Analytics included	Advanced Learning Analytics available. Enhanced Analytics included	Advanced Learning Analytics available. Enhanced Analytics included	Smart Analytics, powered by Motorola Solutions
Power Input	PoE, 24 VAC, 12 VDC	PoE, 24 VAC, 12 VDC	PoE, 24 VAC, 12 VDC	PoE, 24 VAC, 12 VDC	VDC: 12 V ± 10%, 12 W min VAC: 24 V ± 10%, 13 VA min PoE: IEEE802.3af Class 3 compliant
Environment	Indoor, Vandal resistant, IK10+ 50J	Outdoor Vandal resistant (IK10+ 50J, IK10, IP66, IP67, IP68, IP69K)	Outdoor Vandal resistant (IK10, IP66, IP67, IP68, IP69K)	Indoor	IP66/67 Type 4x* (*stainless steel models)
Mounts	IME31CM-E, IME3PM-E, IME3EBAP-E, WMVE-SW	IME31CM-E, IME3PM-E, IME3EBAP-E, WMVE-SW	IBP3PLMT, IBP3BBAP-ES, IBP3BBAP-EI	C11-UM	CNBX-1001, IBD-FP, IBD-FPSS
Input/Output Audio	Bidirectional: Built-in Microphone, Line In - Line Out	Bidirectional: Built-in Microphone, Line In - Line Out	Bidirectional: Built-in Microphone, Line In - Line Out	Bidirectional: Built-in Microphone, Line In - Line Out	Bidirectional: Built-in Microphone, Line In - Line Out
Codec	H.265, H.264	H.265, H.264	H.265, H.264	H.265, H.264	H.264, H.265
Years of Warranty	3	3	3	3	5



FIXED OUTDOOR CAMERAS						
Model Name	SARIX® PROFESSIONAL INDOOR DOME 3 SERIES	SARIX® PROFESSIONAL OUTDOOR DOME 3 SERIES	SARIX® PROFESSIONAL OUTDOOR IR BULLET 3 SERIES		SARIX® PROFESSIONAL INDOOR BOX 3 SERIES	SARIX® PROFESSIONAL OUTDOOR IR WEDGE 3 SERIES
Part Number	IMP131-1RS (1 MP), IMP231-1IS IMP231-1IRS (2 MP), IMP331-1IS, IMP331-1IRS (3 MP) IMP531-1IS, IMP531-1IRS (5 MP)	IR MODELS IMP131-1ERS (1.2 MP) IMP231-1ERS (2.1 MP) IMP331-1ERS (3.1 MP) IMP531-1ERS (5 MP) NON IR MODELS IMP531-1IS, IMP531-1ES, IMP331-1IS, IMP331-1ES, IMP231-1IS, IMP231-1ES, IMP221-1ES	IBP131-1ER (1.2 MP), IBP231-1ER (2.1 MP) IBP235-1ER (2.1 MP), IBP331-1ER (3.1 MP) IPB335-1ER (3.1 MP), IBP531-1ER (5 MP)	IBP232-1ER (2.1 MP) IBP532-1ER (5 MP)	IXP13 (1.2 MP), IXP23 (2.1 MP) IXP33 (3.1 MP), IXP53 (5 MP)	IWP133-1ERS (1 MP), IWP233-1ERS, IWP232-1ERS IWP234-1ERS, IWP236-1ERS (2 MP), IWP333-1ERS (3 MP) IWP533-1ERS, IWP532-1ERS (5 MP)
Description	Indoor Vandal-Resistant Cameras	Outdoor Vandal-Resistant Camera	Outdoor Vandal-Resistant Camera	Outdoor Vandal-Resistant Camera	Indoor Security Cameras	Outdoor Vandal-Resistant Camera
Max Resolution	1280 x 960 (1.2 MP), 1920 x 1080 (2.1 MP) 2048 x 1536 (3.2 MP), 2592 x 1944 (5.0 MP)	1280 x 960 (1.2 MP), 1920 x 1080 (2.1 MP) 2048 x 1536 (3.1 MP), 2592 x 1944 (5.0 MP)	1280 x 960 (1.2 MP), 1920 x 1080 (2.1 MP) 2048 x 1536 (3.1 MP), 2592 x 1944 (5.0 MP)	1920 x 1080 (2.1 MP) 2592 x 1944 (5.0 MP)	1280 x 960 (1.2 MP), 1920 x 1080 (2.1 MP) 2048 x 1536 (3.1 MP), 2592 x 1944 (5.0 MP)	1280 x 960 (1.2 MP), 1920 x 1080 (2.1 MP) 2048 x 1536 (3.1 MP), 2592 x 1944 (5.0 MP)
Lens	2.8-12 mm nominal	2.8-12 mm (nominal), varifocal	2.8-12 mm (nominal), varifocal	9-22 mm (2.1 MP); 7-22 (5 MP)	15-50 mm, 2.8-8 mm, 2.2-6 mm, 2.8-8.5 mm, 9-40 mm CS lenses available separately	2.4 mm, 2.8 mm, 4 mm, 6 mm
WDR	Up to 120 dB	Up to 120 dB	Up to 120 dB	Up to 120 dB	Up to 120 dB	Up to 120 dB
IR Illumination	On IR models	Not applicable	Up to 50 M	Up to 50 M	Not applicable	Not applicable
Image Stabilization	Not applicable	Not applicable	Not applicable	Not applicable	Not applicable	Not applicable
Video Analytics	Pro Analytics	Pro Analytics	Pro Analytics	Pro Analytics	Pro Analytics	Pro Analytics
Power Input	PoE, 24 VAC, 12 VDC	PoE+, 12VDC, 24 VAC	PoE+, 24 VAC, 12 VDC	PoE+, 24 VAC, 12 VDC	PoE, 24 VAC, 12 VDC	PoE
Environment	Indoor Vandal resistant IK10	Outdoor / Vandal (IK10, IP66, IP67)	Outdoor / Vandal (IP66, IP67, IK10)	Outdoor / Vandal (IP66, IP67, IK10)	Indoor	Outdoor / Vandal (IK10, IP66, IP67)
Mounts	WMVE-SW, IMP1CM-1I, IMPPM-1I, IMPPMB-1I	WMVE-SR, IMP31CM-1E, IMP3PM-1E	IBP3BBAP-EI, IBP3BBAP-ES, IBP3-PLMT	IBP3BBAP-EI, IBP3BBAP-ES, IBP3-PLMT	C11-UM	IMP3PMB-1I, IMP3EBAP
Input/Output Audio	Line-in Line out Bidirectional	Line-in Line out Bidirectional	Line-in Line out Bidirectional	Line-in Line out Bidirectional	Line-in Line out Bidirectional	Line-in Line out Bidirectional
Codec	H.265, H.264	H.265, H.264	H.265, H.264	H.265, H.264	H.265, H.264	H.265, H.264
Years of Warranty	3	3	3	3	3	3

FIXED CAMERAS - QUICK REFERENCE GUIDE



FIXED OUTDOOR CAMERAS							MOTOROLA SOLUTIONS INDOOR/OUTDOOR VB400	
Model Name	SARIX® VALUE VARIFOVAL DOME SERIES	SARIX® VALUE FIXED FOCAL DOME SERIES	SARIX® VALUE VARIFOVAL BULLET SERIES	SARIX® VALUE VARIFOVAL TURRET SERIES	SARIX® VALUE FIXED FOCAL TURRET SERIES	SARIX® MODULAR	Model Name	VB400 INDOOR/OUTDOOR
Part Number	IMV229-1ERS, IMV529-1ERS	IJV223-1ERS, IJV522-1ERS	IBV229-1ER, IBV529-1ER	ITV529-1ERS	IFV222-1ERS, IFV523-1ERS	IDL0-PU2, IDL302-FXI, IDL502-FXI, IDL303-PHI, CBL2M-1001	Part Number	VB-440-64-QR-N, VB-440-64-VF-N, VB-440-64-KF-N, VB-440-64-ALIG
Description	Indoor/Outdoor Vandal-Resistant Camera	Indoor/Outdoor Vandal Resistant Camera	Indoor/Outdoor Overt Monitoring Solution	Indoor/Outdoor 5 MP Camera	Indoor/Outdoor 5 MP Camera	Unobtrusive, Flexible Monitoring Solution	Dimensions	2.7 x 3.5 x 1.04 in (68 x 89 x 26.6 mm)
Max Resolution	1920 x 1080 (2MP) 2560 x 1920 (5 MP)	1920 x 1080 (2 MP) 2560 x 1920 (5 MP)	1920 x 1080 (2 MP) 2560 x 1920 (5 MP)	2560 x 1920 (5 MP)	1920 x 1080 (2 MP) 2560 x 1920 (5 MP)	Right Angle Pinhole: 2128 x 1368 (3 MP) Micro Bullet: 2128 x 1536 (3 MP) 2688 x 1944 (5 MP)	Weight	5.7 OZ (162 G), plus mounting
Lens	3.4 mm-9.4 mm	3.6 mm, 2.8 mm	3.4 mm-9.4 mm	3.4 mm-9.4 mm	2.8 mm, 3.6 mm	Right Angle Pinhole: 3.7 mm Micro Bullet: 2.8 mm	Charging	Up to eight hours from a fully flat battery
WDR	Up to 120 dB	Up to 120 dB	Up to 120 dB	Up to 120 dB	Up to 120 dB	Up to 120 dB	Bluetooth	BT 2.1 + EDR, BLE 4.2
IR Illumination	Up to 30 M	Up to 30 M	Up to 30 M	Up to 30 M	Up to 30 M	Not applicable	Recording Storage	64 GB
Image Stabilization	Not applicable	Not applicable	Not applicable	Not applicable	Not applicable	Not applicable	Recording Time	Up to 12 hours
Video Analytics	Basic Analytics: Motion detection, Camera Tamper Detection	Basic Analytics: Motion detection, Camera Tamper Detection	Basic Analytics: Motion detection, Camera Tamper Detection	Basic Analytics: Motion detection, Camera Tamper Detection	Basic Analytics: Motion detection, Camera Tamper Detection	Smart Analytics, powered by Motorola Solutions	Battery On Standby	48 hours
Power Input	IEEE 802.3af PoE Class 3	IEEE 802.3af PoE Class 2	IEEE 802.3af PoE Class 3	IEEE 802.3af PoE Class 3	IEEE 802.3af PoE Class 2	PoE: IEEE 802.3af Class 3 compliant VDC: 12 V +/-10%, 11.5 W min	Battery Type	Lithium-Polymer
Environment	Outdoor/Vandal (IP66,IK10)	Outdoor/Vandal (IP66,IK10)	Outdoor/Indoor (IP66)	Outdoor/Indoor (IP66)	Outdoor/Indoor (IP66)	Micro Bullet Imager: Outdoor IP66 Main Unit & Right Angle Pinhole Imager: Indoor	Horizontal Field of View	120 degrees
Mounts	SRXV-WMS, SRXV-WMP, IMV-WMJB SRXV-PP, SRXV-PCF, SRXV-CM SRXV-PLM, IMJTV-JB, IMV-PA, IMV-AP	SRXV-WMS, IJTFV-PA, SRXV-WMP IMV-WMJB, SRXV-PP, SRXV-PCF SRXV-CM, SRXV-PLM, IJTV-AP, IMJTV-JB	SRXV-CM, SRXV-PLM IBV-A4S, IFBV-JB	SRXV-WMS, IJTFV-PA, SRXV-WMP IMV-WMJB, SRXV-PP, SRXV-PCF SRXV-CM, SRXV-PLM, IJTV-AP, IMJTV-JB	SRXV-WMS, IJTFV-PA, SRXV-WMP IMV-WMJB, SRXV-PP, SRXV-PCF SRXV-CM, SRXV-PLM, IFBV-JB	DIN Rail Mount for Main Unit: BRKTM-D-1001	Peer-Assisted Recording	Within 32.8 ft (10 m) of another device
Input/Output Audio	One way audio; G.711, G.726	Not applicable	Not applicable	One way audio; G.711, G.726	One way audio; G.711, G.726	Line in Line out Bidirectional	WiFi Specification	802.11 a/b/g/n (2.4 GHz & 5 GHz)
Codec	H.265, H.264	H.265, H.264	H.265, H.264	H.265, H.264	H.265, H.264	H.265, H.264	WiFi Security	WPA2-PSK
Years of Warranty	3	3	3	3	3	5	WiFi Streaming	640 x 360, 25 or 30 fps
							Years of Warranty	1

PANORAMIC CAMERAS - QUICK REFERENCE GUIDE



FIXED INDOOR CAMERAS					
Model Name	OPTERA® 360° MULTI-SENSOR	OPTERA® 270° MULTI-SENSOR	OPTERA® 180° MULTI-SENSOR	PELCO FISHEYE	SARIX® MULTI PRO CAMERA
Part Number	IMM12036-X	IMM12027-X	IMM12018-X	IMF82-1ES; IMF82-1ERS, IMF122-1ES; IMF122-1ERS, IMF82-1I; IMF122-1I	IMD9118; IMD9127; IMD15118; IMD15127; IMD24118; IMD24127; IMD12136; IMD20136; IMD32136
Description	Indoor/Outdoor Panoramic Camera	Indoor/Outdoor Panoramic Camera	Indoor/Outdoor Panoramic Camera	Indoor/Outdoor Camera With Superior Situational Awareness	Indoor/Outdoor Multi-Directional Camera
Max Resolution	2048 x 1536 x 4 (12 MP)	2048 x 1536 x 4 (12 MP)	2048 x 1536 x 4 (12 MP)	2048 x 2048 (4 MP) 3008 x 3008 (9 MP)	2048 x 1536 (3 MP) 2592 x 1944 (5 MP) 3840 x 2160 (4K)
Lens	2.7 mm	2.7 mm	4.8 mm	8 MP: 1.4 mm 12 MP: 1.6 mm	3 MP: 2.8 mm 5 MP: 2.8 mm 4K: 4 mm per imager
WDR	Up to 120 dB	Up to 120 dB	Up to 120 dB	Up to 120 dB	Up to 100 dB
IR Illumination	Not applicable	Not applicable	Not applicable	8MP: Up to 17 m (55 ft) 12MP: Up to 12 m (39 ft)	Up to 30 m (100 ft)
Video Analytics	Enhanced Analytics	Enhanced Analytics	Enhanced Analytics	Smart Analytics, powered by Motorola Solutions	Motion detection and Camera Sabotage detection
Power Input	PoE+ (IEEE 802.3at, Class 4)	PoE+ (IEEE 802.3at, Class 4)	PoE+ (IEEE 802.3at, Class 4)	With IR: PoE+: IEEE 802.3at, Class 4 Without IR: PoE: IEEE 802.3af, Class 3	PoE+ 24 VDC ± 10 %; 24 VAC rms ± 10 %, 50 or 60 Hz
Environment	Vandal Indoor & Outdoor models Outdoor/Vandal (IP66,4x)	Vandal Indoor & Outdoor models Outdoor/Vandal (IP66,4x)	Vandal Indoor & Outdoor models Outdoor/Vandal (IP66,4x)	Surface Mount: IK10 Impact Rating, IP66 and IP67, Type 4X In-Ceiling: IP5X Rating	IP66/67 Nema 4X IK10 on outdoor rated configurations
Mounts	IMM-PNL, IMM-CM, IMM-DF5 WMVE-SR, WMVE-WT/BK PA101	IMM-PNL, IMM-CM, IMM-DF5 WMVE-SR, WMVE-WT/BK PA101	IMM-PNL, IMM-CM, IMM-DF5 WMVE-SR, WMVE-WT/BK PA101	Surface Mount Models: IMF-PM (Pendant Adapter), WMVE-AW (Wall Mount, for use with IMF-PM), IMM-CMAW (Corner Mount, for use with WMVE-AW)	In Ceiling: IMD1-INC IMD1-INCLD1 or IMD1-INCLD0 Surface Mount: IMD1-SMT IMD1-SPLD0 or IMD1-SPLD1 Pendant: IMD1-PMT IMD1-SPLD0 or IMD1-SPLD1
Input/Output Audio	Line-in Line out Bidirectional	Line-in Line out Bidirectional	Line-in Line out Bidirectional	Built-in Microphone Line-in Line out Bidirectional	Line-in Line out Bidirectional
Codec	H.264	H.264	H.264	H.265, H.264	H.264, H.265
Years of Warranty	3	3	3	5	5

PTZ CAMERAS - QUICK REFERENCE GUIDE



POSITIONING CAMERA SYSTEMS												
Model Name	SPECTRA® ENHANCED 7 SERIES - 1080P 30X			SPECTRA® ENHANCED 7 SERIES - 4K 20X			SPECTRA® ENHANCED IR LOOK UP 7 SERIES - 2 MP 30X		SPECTRA® ENHANCED IR LOOK UP 7 SERIES - 2 MP 40X		SPECTRA® ENHANCED IR LOOK UP 7 SERIES - 4K 20X	
Part Number	2MP		Outdoor	Indoor	4K		2 MP 30X		2 MP 40X		4K 20X	
	Pendant	S7230L-EW0 S7230L-EW1 S7230L-EB0 S7230L-EB1		Pendant	S7818L-EW0 S7818L-EW1 S7818L-EB0 S7818L-EB1		S7230L-PW		S7240L-PW		S7820L-PW	
		In-Ceiling	S7230L-YB0 S7230L-YB1		S7230L-FW0 S7230L-FW1	In-Ceiling	S7818L-YB0 S7818L-YB1		S7818L-FW0 S7818L-FW1			
Description	Indoor/Outdoor High-Speed Positioning Camera			Indoor/Outdoor High-Speed Positioning Camera			Indoor/Outdoor Cameras With IR Illumination					
Max Resolution	1920 x 1080 (2.1 MP)			3840 x 2160			1920 x 1080 (2 MP)		1920 x 1080 (2 MP)		3840 x 2160 4K	
Lens	4.3 mm ~ 129.0 mm, 30x optical zoom			6.36 mm ~ 138.5 mm, 20x optical zoom			4.5 mm ~ 135.0 mm		7 mm ~ 280 mm		6.36 mm ~ 127.2 mm	
Day/Night	Yes			Yes			Yes		Yes		Yes	
WDR	Up to 130 dB			Up to 130 dB			130 dB maximum; 120 dB per IEC62676		130 dB maximum; 120 dB per IEC62676		130 dB maximum; 120 dB per IEC62676	
IR Illumination				200 m			200 m		200 m		200 m	
Image Stabilization	EIS with Gyro			EIS with Gyro			EIS with Gyro		Optical Image Stabilization		EIS with Gyro	
Video Analytics	Pelco Basic, Enhanced, and Advanced Analytics			Pelco Basic, Enhanced, and Advanced Analytics			Pelco Basic, Enhanced, and Advanced Analytics		Pelco Basic, Enhanced, and Advanced Analytics		Pelco Basic, Enhanced, and Advanced Analytics	
Light Sensitivity	As low as 0.02 lux (mono), 0.0025 lux (Color)			As low as 0.0195 lux (mono), 0.035 LUX (color)			0.00375 lux (color), 0.0024 lux (mono)		0.0125 lux (color), 0.0075 lux (mono)		0.0125 lux (color), 0.0085 lux (mono)	
Pan/Tilt Features	Proportional Pan/Tilt Continually Decreases Pan/Tilt Speeds in Proportion to Depth of Zoom. Easy to Drive, Low Latency Tilt Range +1° to -90° Pan up to 700° Tilt up to 500°			Proportional Pan/Tilt Continually Decreases Pan/Tilt Speeds in Proportion to Depth of Zoom, Easy to Drive, Low Latency Tilt Range +30° to -90° Pan up to 450° Tilt up to 320°			Proportional Pan/Tilt Continually Decreases Pan/Tilt Speeds in Proportion to Depth of zoom. Easy to Drive, Low Latency Tilt Range +30° to -90° Pan up to 450° Tilt up to 320°		Proportional Pan/Tilt Continually Decreases Pan/Tilt Speeds in Proportion to Depth of zoom. Easy to Drive, Low Latency Tilt Range +30° to -90° Pan up to 450° Tilt up to 320°		Proportional Pan/Tilt Continually Decreases Pan/Tilt Speeds in Proportion to Depth of zoom. Easy to Drive, Low Latency Tilt Range +30° to -90° Pan up to 450° Tilt up to 320°	
Power Input	24 VAC, 48 VDC, PoE (802.3bt)			24 VAC, 48 VDC, PoE (802.3bt)			24 VAC or 48 VDC, PoEbt		24 VAC or 48 VDC, PoEbt		24 VAC or 48 VDC, PoEbt	
Environment	Indoor / Outdoor			Indoor / Outdoor			Not Applicable		IP67, NEMA 4X IK10		IP67, NEMA 4X IK10	
Mounts	IWM-MKIT, PP350/PP351, IDM4012SS-SW, IDM4018-SW			IWM-SW, WMVE-SW, IWM-MKIT, IWM24-SW, PP350-SW/PP351-SW, IDM4018-SW			IWM-SW, WMVE-SW, IWM-MKIT, IWM24-SW, PP350-SW/PP351-SW, IDM4018-SW		IWM-SW, WMVE-SW, IWM-MKIT, IWM24-SW, PP350-SW/PP351-SW, IDM4018-SW		IWM-SW, WMVE-SW, IWM-MKIT, IWM24-SW, PP350-SW/PP351-SW, IDM4018-SW	
Input/Output Audio	Bidirectional, Line In Line Out			Bidirectional, Line In Line Out			Bidirectional, Line In Line Out		Bidirectional, Line In Line Out		Bidirectional, Line In Line Out	
Codec	H.265, H.264			H.265, H.264			H.264 H.265		H.264 H.265		H.264 H.265	
Years of Warranty	3			3			5		5		5	
SFP Port Supported	Yes			Yes			Yes		Yes		Yes	
#/Type of SFP Port Supported	1 Integrated			1 Integrated			1 Integrated		1 Integrated		1 Integrated	

PTZ CAMERAS - QUICK REFERENCE GUIDE



POSITIONING CAMERA SYSTEMS												
Model Name	ESPRIT® ENHANCED						SPECTRA® PROFESSIONAL IR AND 4K SERIES		SPECTRA® PROFESSIONAL 2 SERIES			
Part Number	Enclosure Type	Non IR		200m IR		IR + White Light		Pendant	Outdoor	Indoor		
		HPoE, 24 VAC, 48 VDC	100 to 240 VAC	48 VDC	100 to 240 VAC	48 VDC	100 to 240 VAC		P2230L-EW0			
	Standard	ES6230-02	ES6230-05	-	-	-	-	P2230L-ESR (2.1 MP)	P2820-ESR (4K)	P2230L-EW1		
	With Wiper	ES6230-12	ES6230-15	ES6230-12-R2	ES6230-15-R2	ES6230-12-RWUS	ES6230-15-RWUS			P2230L-FW0		
	Pressurized and Wiper	ES6230-12P	ES6230-15P	ES6230-12P-R2	ES6230-15P-R2	ES6230-12P-RWUS	ES6230-15P-RWUS			P2230L-FW1		
Description	Outdoor Mission-Critical IP Positioning Camera						Indoor/Outdoor High-Speed PTZ Camera With IR Illumination		Indoor/Outdoor Camera High-Speed PTZ With IR Illumination		Indoor/Outdoor High-Speed PTZ Camera	
Max Resolution	1920 x 1080 (2.1 MP)						1920 x 1080p (2.1 MP)		2820 x 2160p (8.0 MP)		1920 x 1080 (2 MP)	
Lens	4.3 mm ~ 129.0 mm 30x optical zoom						4.3-129 mm, 30x Optical zoom		4.4-8.4 mm, 20x Optical zoom		4.5 mm	
Day/Night	Yes						Yes		Yes		Yes	
WDR	Up to 130 dB						Up to 120 dB		Up to 120 dB		Up to 120 dB Max; 100 dB per IEC 62676-5	
IR Illumination	200m						150m		150m		Not applicable	
Image Stabilization	EIS						EIS		EIS		EIS	
Video Analytics	Pelco Enhanced and Pelco Basic Analytics Suites						Pelco Basic Analytics Suite		Pelco Basic Analytics Suite		Professional Analytics Suite	
Light Sensitivity	As low as 0.004 lux (mono), 0.03 lux (color)						0.05 lux (mono), 0.1 lux (color)		0.5 lux (mono), 1.0 lux (color)		As low as .01 lux (mono), .025 lux (color)	
Pan/Tilt Features	Proportional Pan/Tilt Continually Decreases Pan/Tilt Speeds in Proportion to Depth of Zoom. Easy to Drive, Low Latency Tilt Range Vertical Tilt +15° to -90° Maximum Pan Speed Up to 100° per second Maximum Tilt Speed Up to 30° per second						Proportional Pan/Tilt Continually Decreases Pan/Tilt Speeds in Proportion to Depth of Zoom. Easy to Drive, Low Latency Tilt Range Vertical Tilt +15° to -90° Maximum Pan Speed Up to 300° per second Maximum Tilt Speed Up to 145° per second		Proportional Pan/Tilt Continually Decreases Pan/Tilt Speeds in Proportion to Depth of Zoom. Easy to Drive, Low Latency Tilt Range Vertical Tilt +15° to -90° Maximum Pan Speed Up to 300° per second Maximum Tilt Speed Up to 145° per second		Proportional Pan/Tilt Continually Decreases Pan/Tilt Speeds in Proportion to Depth of Zoom. Easy to Drive, Low Latency Tilt Range +1° to -90° Pan 400°/sec Tilt 200°/sec	
Power Input	HPoE, 24 VAC, 48 VDC or 100 to 240 VAC at 50/60 Hz						24 VAC, 48 VDC PoE (802.3bt)		24 VAC, 48 VDC PoE (802.3bt)		24 VAC or 48 VDC	
Environment	Outdoor						Outdoor		Outdoor		IK10, IP66 and IP67, Type 4X (outdoor model)	
Mounts	ECM100, EA4348, PP4348, PM2000/PM2010						IWM-SW, WMVE-SW, IWM-MKIT IWM24-SW, PP350-SW/PP351-SW, IDM4018-SW		IWM-SW, WMVE-SW, IWM-MKIT IWM24-SW, PP350-SW/PP351-SW, IDM4018-SW		IWM-SW, IWM24-BK, IWM24-SW, IWM24BK, WMVE-SW, PP350-SW/PP351-SW, PP450-SW, PP451-SW	
Input/Output Audio	Bidirectional, Line In Line Out						Bidirectional, Line In Line Out		Bidirectional, Line In Line Out		Bidirectional, Line In Line Out	
Codec	H.264						H.265, H.264		H.265, H.264		H.265, H.264	
Years of Warranty	3						3		3		3	
SFP Port Supported	Yes						Not applicable		Not applicable		Not applicable	
#/Type of SFP Port Supported	2; integrated						Not applicable		Not applicable		Not applicable	

SPECIALTY CAMERAS - QUICK REFERENCE GUIDE



FIXED OUTDOOR CAMERAS					
Model Name	SARIX® TI 2 SERIES	EXSITE® ENHANCED PTZ 1 SERIES	EXSITE® ENHANCED PTZ 2 SERIES	EXSITE® ENHANCED FIXED 2 SERIES	EXSITE® ENHANCED COMPACT 2 SERIES
Part Number	TI2314, TI2335, TI2350 TI2614, TI2635, TI2650	EX P1230-4N , EXP1230-7N EXP1230-7M (2.1 MP)	EXP2230-62, EXP2230-65, EXP2230-67 EXP2230-62-G, EXP2230-65G, EXP2230-67-G	EXF2230-52-A4, EXF2230-62-A4, EXF2230-52-A0 EXF2230-62-A0, EXF2230-54-C4, EXF2230-62-C4 EXF2230-52-C0, EXF2230-62-C0	EXC2602-62, EXC2602-62-A4, EXC2602-62-A0
Description	Outdoor Fixed Thermal Camera	Indoor/Outdoor Explosion Proof Camera With IR Illumination	Indoor/Outdoor Explosion Proof Camera	Indoor/Outdoor Explosion Proof Camera	Indoor/Outdoor Explosion Proof Camera
Dual Channel	Yes - Visual/Thermal	Not applicable	Not applicable	Not applicable	Not applicable
Max Resolution	HD 720p / QVGA and HD 720p / VGA models	1920 x 1080 (2.1 MP)	1920 x 1080 (2.1 MP)	1920 x 1080 (2.1 MP)	3200 x 1800 (6.0 MP)
Lens	52° visual / 14, 35, 50 mm thermal	f/1.6 – f/4.7, focal length 4.3 mm (wide) – 129.0 mm (tele) (30x Optical, 12x Digital)	f/1.6 – f/4.7, focal length 4.3 mm (wide) – 129.0 mm (tele 30x Optical zoom)	f/1.6 – f/4.7, focal length 4.3 mm (wide) – 129.0 mm (tele 30x Optical zoom)	F1.8, 4.9-8 mm
Imager	Uncooled 17µ microbolometer 7.5 - 14µm	1/2.8-inch Type Exmor CMOS	1/2.8" progressive scan CMOS	1/2.8" progressive scan CMOS	1/1.8" progressive scan CMOS
NETD	<40° mK	Not applicable	Not applicable	Not applicable	Not applicable
Day/Night	Visual = no	Yes	Yes	Yes	Yes
WDR	Not applicable	Up to 130 dB	Up to 120 dB	Up to 120 dB	Up to 120 dB
Light Sensitivity	Not applicable	Color (33 ms) 0.03 lux, Mono (33 ms) 0.004 lux	Color (33 ms) 0.01 lux, Mono (33 ms) 0.03 lux	Color (33 ms) 0.01 lux, Mono (33 ms) 0.03 lux	Color 0.055, Mono 0.028
Pan/Tilt Features	Not applicable	360 Continuous Pan Proportional Pan/Tilt Continually Decreases Pan/Tilt Speeds in Proportion to Depth of Zoom. Easy to Drive, Low Latency Rotation, Tilt Range of +90 to -90 from horizontal Pan up to 0.05°/sec to 200°/sec with proportional motion	360 Continuous Pan Proportional Pan/Tilt Continually Decreases Pan/Tilt Speeds in Proportion to Depth of Zoom. Easy to Drive, Low Latency Rotation, Tilt Range of +90 to -90 up to 100°/s maximum speed	Not applicable	Not applicable
Power Input	24 VDC Nominal (12 to 32 VDC) or PoE+ (IEEE802.3at)	48 VDC or 100-240 VAC	230 VAC, 24 VAC or 120 VAC	12, 24 VDC	24 VDC or IEEE802.3at
Environment	IP66	IP66, IP67, IP68	IP66, IP67, IP68	IP66, IP67, IP68	IP66, IP67, IP68
Mounts	TIWM and TIPM	WXM200, CMXM200 PXM200, PAXM200	PEX-MPXWBA, PEX-MPXCWL PEX-MPXCW, PEX-MPXWBTA	PEX-NXWBS1, PEX-MHXWFWCA PEX-NXFWBT	PEX-MMXCWCOL
Accessories	TICAB-P50, TIWM, TIPM	Not applicable	PEX-MPX2CABL4, PEX-MPX2CABL10, PEX-MPX2CABARM4, PEX-MPX2CAARM PEX-OCTEXB3/4P, PEX-OCTEXBA3/4P, PEX-MBX1MAA, PEX-MBX2MAA, PEX-MBX3MAA, PEX-MBXMP, PEX-OCTEXB3/4P, PEX-OCTEXBA3/4P, EXF2230, EXP2230	EXF2230-52-A4, EXF2230-62-A4, EXF2230-52-A0, EXF2230-62-A0 EXF2230, EXP2230	PEX-OCTEXB1/2P, PEX-OCTEXBA1/2P, PEX-MMXCABLARM4 PEX-MMXCABARM10, EXC2602, EXF2230, EXP2230
Input/Output Audio	Not applicable	Not applicable	Not applicable	Not applicable	Not applicable
Codec	H.264	H.264	H.265, H264	H.265, H264	H.265, H264
Years of Warranty	3	3	3	3	3
SFP Port Supported	Not applicable	Yes	Yes	Yes	Yes
#/Type of SFP Port Supported	Not applicable	1; integrated	1; communications box	1; communications box	1; communications box
































CLASS 1 DIV 2 CLASS 1 ZONE 1

CLASS 1 DIV 2 CLASS 1 ZONE 1

CLASS 1 DIV 2 CLASS 1 ZONE 1

CLASS 1 DIV 2 CLASS 1 ZONE 1

MOUNTS & ACCESSORIES QUICK REFERENCE GUIDE

INDOOR FIXED CAMERA MOUNTING OPTIONS									
									
Model Number	WMVE SERIES (AVAILABLE IN -SW, -SR, -SW -AW ETC)	IME3PM-E	IMP3ICM-1E	IME3ICM-E	IMP3PMB-1I	C11-UM, CM1751, TB1751			
Description	Pendant mount arm, 1.5 in NPT, indoor, RAL 9003	Pendant mount for use with Sarix Enhanced domes	In-ceiling mount for Sarix Pro indoor	In-ceiling mount for Sarix Enhanced	Wall mount bracket for indoor models	Universal Camera Mount			
OUTDOOR CAMERA MOUNTING OPTIONS									
									
Model Number	WMVE-SW (AVAILABLE -AW, -SR COLORS)	IMP3ICM-1E	IME3ICM-E	IME3PM-E	IMP3PM-1E	IBP3BBAP-EI	IBP3BBAP-ES	IBP3-PLMT	
Description	Pendant mount arm, 1.5 in NPT, indoor, RAL 9003	In-ceiling mount for Sarix Pro Outdoor	In-ceiling mount for Sarix Enhanced Outdoor	Pendant mount for Sarix Enhanced	Pendant mount for Sarix Pro	Outdoor in-ceiling back box & adapter plate	Outdoor bullet surface mount back box	Outdoor Bullet pole mount	
PTZ CAMERA MOUNTING OPTIONS									
									
Model Number	SD5-P	EM2400	BB5-PCA-X	IWM-GY, IWM24-GY (24 VAC)	MRCA	PP350, PP351, PP450, PP451	SWM	IDM4012SS	WMVE-SW, WMVESR
Description	2' x 2' drop ceiling panel, aluminum construction; replaces 2' x 2' ceiling tile	Light Duty Wall Mount	Pendant conduit adapter	IWM, wall mount, with or without integral 24 VAC, 100 VA transformer; can be adapted for corner, parapet or pole application	Ceiling mount, black	Parapet Wall & Rooftop mounts	Wall mount	Stainless steel wall mount	Indoor wall mount/ Outdoor wall mount; can also be mounted to a pole using a PA101 pole mount
PoE POWER ACCESSORIES									
									
Model Number	POE130-AT, POE430-AT, POE1236-AT, POE2436-AT	POE190-BT	POE130-XT	PD-9501GR/AC-NA-MSI	PD-9001GR/AT/AC-MSI				
Description	Single and multi-port PoE+ IEEEE802.3 at Midspans	Single Port, IEEE 802.3BT Type 4, GbE, 90W 4-Pairs PoE Indoor Midspan	Single port 30W PoE extender	Indoor single port Gigabit PoE++ 60 W, North American power cord included. Injector operational temperature range -10	Indoor single-port PoE+ 30W injector. Injector operational temperature range -20 °C to +40 °C (-4 °F to 104 °F)				
ENCLOSURES FOR BOX CAMERAS									
									
Model Number	EH14, EH14-2, EH14-3	EH20, EH20-M, EH20-2-H, EH20-3-H, EH-20-P-H	EHS8000-2-H, EHS8000-3-H, EHS8000-P-H						
Description	Enclosure, Indoor / Outdoor IP66 Dust & Moisture- Resistant	24 VAC/110-230 VAC/PoE+HPOE, Indoor / Outdoor, Vandal Resistant, with heater+blower	24 VAC/110-230 VAC/PoE+HPOE, Indoor / Outdoor, Stainless Steel with heater+blower						

*NA, AU, EU, or UK

RECOMMENDED MOUNTS

QUICK REFERENCE GUIDE

RECOMMENDED MOUNT OPTIONS

Model Number

WMVE-SR (wall mount, 1.5 in., NPT, outdoor, RAL 7047)
WMVE-SW (wall mount, 1.5 in., NPT, indoor, RAL 9003)
WMVE-WT/BK (indoor vandal, pendant wall mount, white/black)
PA101 (pole adapter for use with WMVE wall mounts)
IME3ICM-E (outdoor in-ceiling mount, RAL 9003)
IME3PM-E (outdoor pendant RAL 9003)
IME3BBAP-E (outdoor electrical box & Type 4X adapter)
IMP3ICM-1ER (in-ceiling mount, for use with outdoor models)
IMP3PM-1ER (pendant adapter, z for outdoor models)
IMP3PMB-1I (wall mount bracket for indoor models)
IBP3BBAP-EI (outdoor in-ceiling back box & adapter plate)
IBP3BBAP-ES (outdoor surface mount back box & adapter plate)
IBP3-PLMT (outdoor pole mount)
C11-UM (universal mount)
SRXV-WMS (L-shaped wall bracket)
IJTFV-PA (pendant mounting adapter)
IJTFV-AP (electrical box adapter plate)
IJTV-AP (electrical box adapter plate)
IMJTV-JB (outdoor conduit box)
IFBV-JB (outdoor conduit box)
SRXV-WMP (pendant wall mount)
IMV-WMJB (wall mount junction box)
SRXV-PP (pendant extension pipe)
SRXV-PCF (pendant ceiling flange)
SRXV-CM (corner mount)
SRXV-PLM (pole mount)
IBV-A4S (electrical box adapter plate)
CNBX-1001 (Corner gang box)
IMM-PNL (2'x2' drop ceiling panel; replaces 2'x2' ceiling tile, white)
IMM-CM (corner mount/outer)

CAMERA SERIES & TYPE

Sarix® Enhanced Indoor/Outdoor Mini Domes 3 Series	Sarix® Professional Indoor/Outdoor Domes 3 Series	Sarix® Enhanced Outdoor IR Bullet 3 Series	Sarix® Professional Outdoor IR Bullet 3 Series	Sarix® Enhanced Indoor Box 3 Series / Sarix® Professional Indoor Box 3 Series	Sarix® Professional Outdoor IR Wedge 3 Series	Sarix® Value Fixed Focal Turret Series	Sarix® Value Varifocal Turret Series	Sarix® Value Bullet Series	Sarix® Value Fixed Focal Mini Dome Series	Sarix® Value Varifocal Mini Dome Series	Optera® Multi-Sensor Panoramic IP Camera Line (180°, 270°, 360°)	Sarix® Corner Camera 3 Series
											✓	
✓	✓											
											✓	
											✓	
✓												
✓												
✓												
	✓											
	✓											
	✓				✓							
		✓	✓									
		✓	✓									
		✓	✓									
				✓								
						✓	✓		✓	✓		
						✓	✓		✓	✓		
							✓				✓	
							✓		✓	✓		
							✓		✓	✓		
							✓	✓	✓	✓		
							✓	✓	✓	✓		
							✓	✓	✓	✓		
							✓	✓	✓	✓		
								✓				
											✓	✓
											✓	

RECOMMENDED MOUNTS QUICK REFERENCE GUIDE

RECOMMENDED MOUNT OPTIONS

Model Number

IMF-PM (pendant mount adapter)
IMF-PNL (ceiling panel)
WMVE-AW (wall mount vandal resistant outdoor, pantone 427C)
IMM-CMAW (corner mount for WMVE-AW, pantone 427C)
PA101-AW (pole mount adapter for WMVE-AW, pantone 427C)
PP350-AW (parapet wall mount, pantone 427C)
PP351-AW (parapet rooftop mount, pantone 427C)
WMVE-SR (wall mount, 1.5 in., NPT, outdoor), WMVE-SW (wall mount, 1.5 in., NPT, indoor)
SD5-P (for in-ceiling domes; 2'x2' drop ceiling panel, aluminum construction)
SCA1 (for in-ceiling domes; supports rails for B5-F; for use in ceiling tile applications)
BB5-PCA-BK (pendant conduit adapter, black)
BB5-PCA-GY (pendant conduit adapter, gray)
IWM, IWM24* (wall mount, with or without integral 24 VAC, 100 VA transformer; black or gray finish; can be adapted for corner, parapet or pole applications)
MRCA (ceiling mount, black)
PP350/PP35/PP450/451 (parapet wall/roof mount)
SWM (compact wall mount, black or gray finish; can be adapted for corner or pole applications)
ECM101 (corner mount adapter for use with EWM wall mount)
EPM (pole mount adapter for use with EWM wall mount)
PM2000/2010 (pedestal mount with cable feed-through. For use with Esprit systems with EPP2 pedestal adapter plate)
EWM (wall mount)
EPP2 (pedestal plate)
WXM200 (ExSite Wall mount)
PXM200 (ExSite Pedestal mount)
CMXM200 (ExSite Corner adapter)
PAXM200 (ExSite Pole adapter)
PEX-MPXWBA (wall bracket, AISI 316L stainless steel)
PEX-MPXCWL (pole mount adapter. For pole diameters from 110mm (4.3") to 150mm (5.9"). Max load 50kg (110lb) AISI 316L steel)
PEX-MPXCW (corner mount adapter, max load 50kg (110lb) AISI 316L stainless steel)
PEX-MPXWBTA (parapet or ceiling mount bracket, AISI 316L stainless steel)
PEX-NXWBS1 (wall bracket, AISI 316L stainless steel)
PEX-MHXWFWCA (parapet mounting bracket, AISI 316L stainless steel)
PEX-NXFWBT (vertical riser, 124mm (4.9") AISI 316L stainless steel)
PEX-NXWTU (Wall adapter module, for use with PEX-NXWBS1. AISI 316L stainless steel)
PEX-NXCWL (Pole mount adapter for use with EXF2230 cameras or explosion protected washers)
PEX-NXCW (Corner mount adapter for use with EXF2230 cameras or explosion protected)
PEX-MMXCWCOL (Pole mount for use with EXC2602-compact fixed cameras)
TIWM (Sarix TI Wall mount)
TIPM (Sarix TI Pole mount adapter)

CAMERA SERIES & TYPE							
Peico Fisheye	Spectra® Enhanced 7 Series	Spectra® Enhanced IR Look Up 7 Series Spectra® Professional 2 Series Spectra® Professional IR and 4K Series	ExSite® Enhanced PTZ 1 Series	ExSite® Enhanced PTZ 2 Series	ExSite® Enhanced Fixed 2 Series	ExSite® Enhanced Compact 2 Series	Sarix® TI 2 Series
✓							
✓							
✓							
✓							
✓							
✓							
✓							
		✓					
	✓						
	✓						
	✓						
	✓						
	✓	✓					
	✓	✓					
	✓	✓					
		✓					
		✓					
		✓					
		✓					
				✓			
				✓			
				✓			
				✓			
					✓		
					✓		
					✓		
					✓		
						✓	
						✓	
						✓	
						✓	
							✓
							✓

*Not available in Europe & Middle East Regions



**MORE
POWERFUL
MORE PELCO**

For more information, please visit pelco.com or call (800) 289-9100 (United States and Canada) or +1 (559) 292-1981 (international). For pricing information or to purchase Pelco products, please contact your manufacturer's representative or the Pelco office in your area.

©2022 Pelco Inc. All Rights Reserved. Trademarks owned by Pelco inc or its affiliated companies. All other trademarks are property of their respective owners. **PELCO.COM**

FELCO[®]
a Motorola Solutions Company